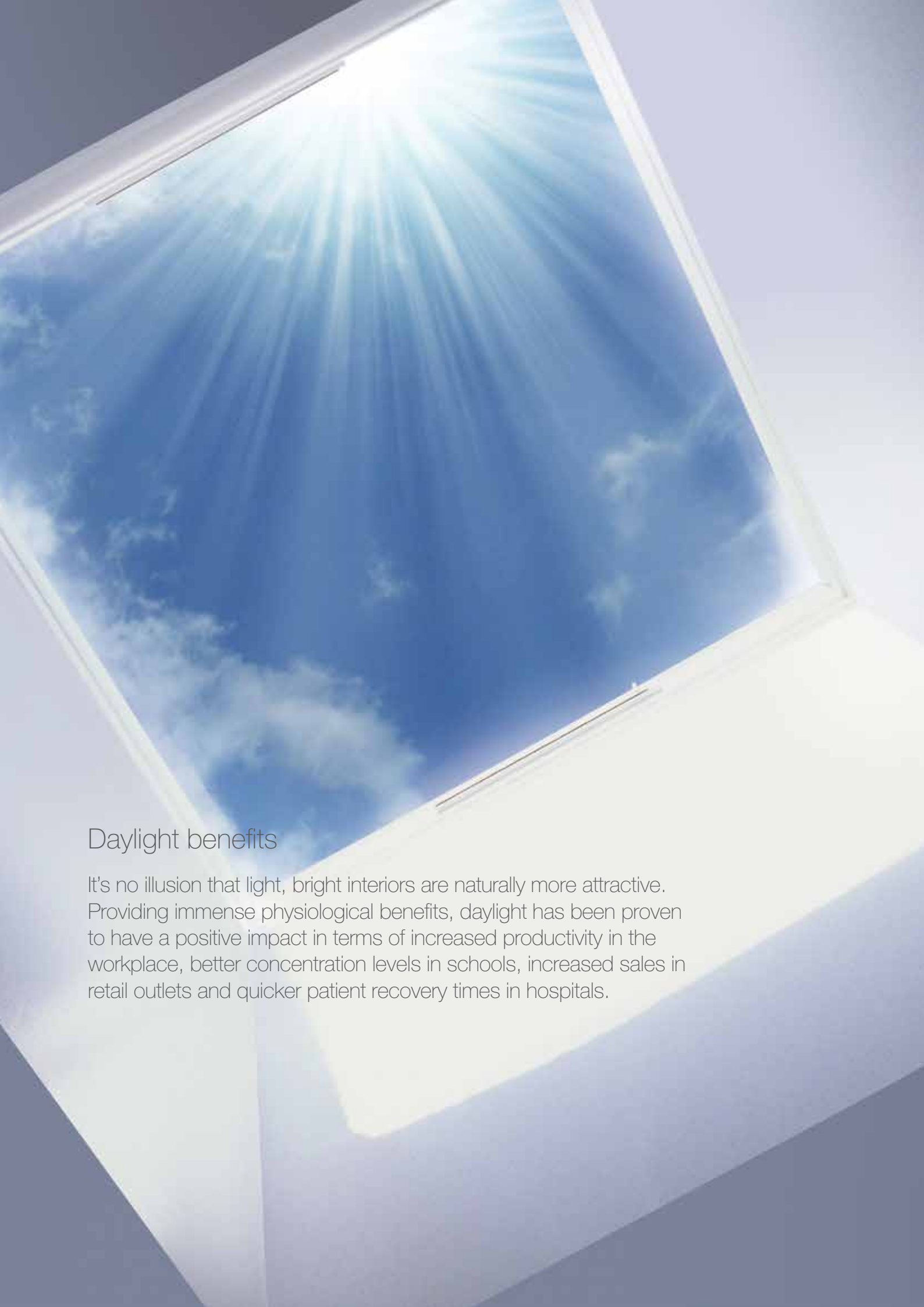


mardome

Dome Rooflights





Daylight benefits

It's no illusion that light, bright interiors are naturally more attractive. Providing immense physiological benefits, daylight has been proven to have a positive impact in terms of increased productivity in the workplace, better concentration levels in schools, increased sales in retail outlets and quicker patient recovery times in hospitals.



Daylight Systems

Release the energy saving benefits of natural daylight with Mardome

Mardome rooflights have been designed to increase the energy saving benefits of natural light by maximising the glazing area to deliver significantly more daylight whilst achieving optimum thermal performance, for light, bright, energy efficient buildings.

These rooflights, glazed in triple skin polycarbonate exceed the thermal requirements as set out in Part L of the Building Regulations, and can assist buildings meet their CO₂ emissions targets, especially when combined with artificial lighting controls to turn the artificial lighting down or off when there is adequate daylight levels, making sound business and environmental sense.



Contents

2-3	Introduction
4-5	The Natural Choice
6-8	Mardome Trade – standard specification dome
9	Mardome Ultra – architectural specification dome
10-15	Mardome Trade and Ultra Product Builder
10	Shape and size options
11-12	Kerb and fixing options
13	Glazing options - light transmission and thermal performance
14	Acoustic options
14	Ventilation options
15	Opening options
15	Accessory options
16-17	Mardome Glass
18-19	Mardome Reflex – glazing only option
20	Mardome Circular – circular dome
21	Access Hatches
23	Supporting Information



Daylight Systems

Designed and manufactured in the UK by a truly established company

The Natural Choice for Natural Light

Brett Martin Daylight Systems is the UK's largest, most innovative rooflight company and is recognised as an industry specialist in the design and manufacture of superbly engineered rooflight systems.

Service and Value

Every Brett Martin Daylight Systems rooflight is made in the company's own environmentally and quality approved factories, to meet and exceed the latest industry and legislative requirements, whilst delivering exceptional functionality, guaranteed performance and contemporary design.

In addition, each rooflight comes with a performance guarantee and the security of dealing with an established company with over 50 years' industry experience.

The Mardome Endorsement

Independently tested by the British Board of Agrément, the complete Mardome rooflights range has full BBA certification and is CE marked in accordance with BS EN 1873, testifying Mardome's compliance with Building Regulations and good industry practice.

Technical Advice and Assistance

With a team of expert technical advisers on hand Brett Martin Daylight Systems provides impartial advice on design, specification and installation, therefore early involvement is key. Offering advice on the regulatory demands for daylighting buildings, our advisors are best placed to offer the best daylighting solutions to achieve regulatory compliance.

Full on-site support is available to satisfy concerns and issues from site inspection through to installation, whilst a dedicated customer support team is with you every step of the way, from order placement to delivery and after-sales support.

That's why Brett Martin Daylight Systems is the natural choice for natural light.



Mardome is a flexible choice for the flat roofing market

Mardome dome rooflights are designed specifically for installation on flat and low pitched or curved roof structures where the roof pitch does not exceed 15°. Ideal for both new build and refurbishment projects, Mardome's extensive product range will satisfy every specification requirement and budget on projects from schools and hospitals to leisure centres, commercial buildings and residential properties. Designed to be compatible with a range of roofing systems including single ply, bituminous, metal, liquid applied and asphalt; Mardome rooflights offer a range of kerb and fixing options ensuring there's a Mardome for every flat roofing application.



Combining style, choice and
exceptional performance



Mardome Trade

Standard Specification



mardometrade
Dome Rooflights



Mardome Trade is the standard specification dome in the range and comes complete with a host of features and benefits as standard to satisfy a range of projects and budgets.

Contemporary design

- Sleek, contemporary aesthetics inside and out
- Aerodynamic low rise glazing unit
- Cabling and actuators hidden within the kerb on mains powered units

Maximum daylight

- Side walls of the Mardome kerb are designed with a steep slope to allow a larger glazing unit to be fitted for maximum daylight area



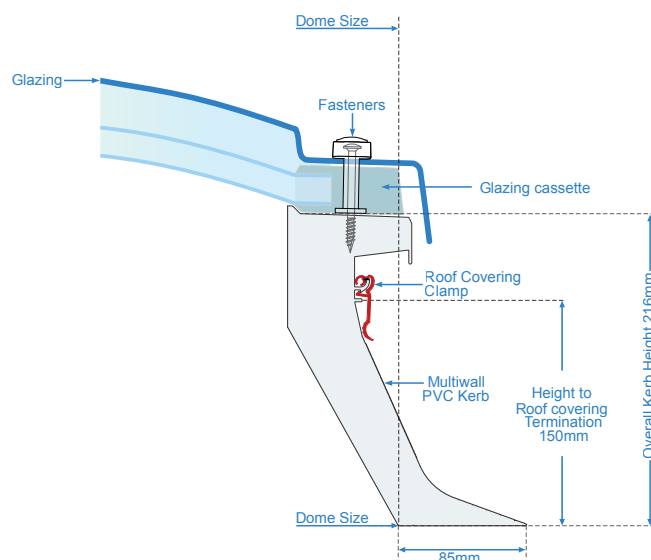
A range of Mardome Trade rooflights in 9 sizes is available for next day delivery if the order is placed by 12 noon meaning quick delivery and the potential to avoid unnecessary and inconvenient delays on site.

Terms & conditions apply. Download the Mardome Next Day Delivery flyer at www.mardomerooflights.com

mardome
Dome Rooflights

Thermally insulating

- Standard triple skin polycarbonate glazing option exceeds the thermal requirements of Part L with a centre pane U-value of $1.8\text{W/m}^2\text{K}$ and a U_d -value (thermal efficiency of the dome and kerb) of $1.25\text{W/m}^2\text{K}$ for a 600 x 600mm dome to $1.5\text{W/m}^2\text{K}$ for a 2400 x 1200 dome.
- Higher performance glazing options (see page 13) can further reduce the U_d -value to as low as $0.95\text{W/m}^2\text{K}$
- Multi-wall kerb contributes to the high insulation levels
- Unique glazing cassette holds triple and quad skin polycarbonate glazing to minimise risk of condensation



Mardome Trade
with Standard Kerb Cross Section

Easy to install

- Delivered to site complete and ready to fit in robust packaging for easy handling
- Other kerb and fixing options available to suit project requirements
- Mardome kerb foot radius facilitates easy application of roof covering to the termination point without the need for timber fillets
- Integral factory fitted clamp on Mardome kerb holds roof covering in place and prevents peel back once fitted for secure weather-proofing

Robust, durable and secure

- Secure fixings with tamper-proof caps
- Multi-wall Mardome PVC kerb is robust and resilient to damage during installation
- Marlon FSX Longlife polycarbonate, with UV protection for weatherability and an impact resistance 200 times greater than glass

Available in a range of standard sizes from 450 x 450 up to 2400 x 1200
– refer to the standard dome sizes table on page 10.

Options to meet every
specification and budget




Giving you the flexibility to specify the

Designed to offer the widest flexibility available, a range of additional options means Mardome Trade and Ultra can be configured to meet every specification and budget:

- Maximum insulation
- Improved acoustics
- Increased ventilation
- Opening requirements

Mardome Ultra

Architectural Specification

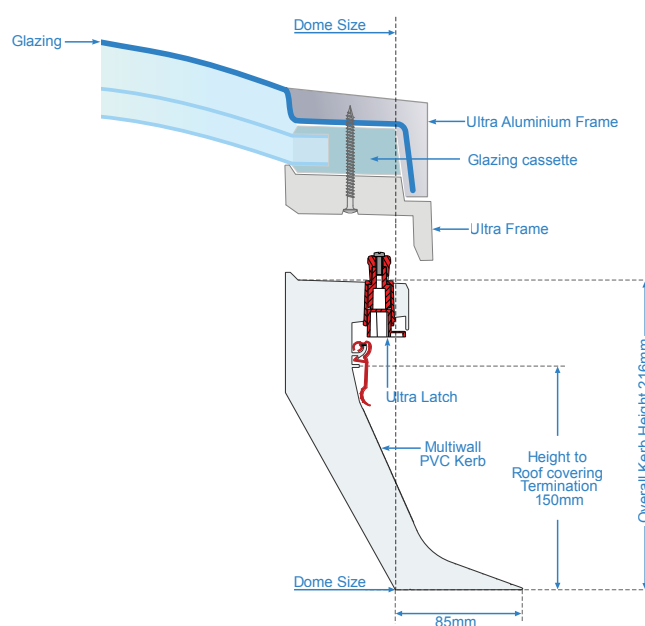


mardome*ultra*
Dome Rooflights



Mardome Ultra is the architectural dome in the range. In addition to the standard features offered by Mardome Trade, the architecturally inspired Ultra delivers maximum security and a modern aluminium security frame.

- Tamper-proof security fixings are concealed under the aluminium frame for maximum security and complete peace of mind
- Secret lock system allows domes to be installed and the Ultra latch locked securely into place providing the highest possible security level and can only be opened with the Mardome security key
- Contemporary low rise dome design is complemented by the stylish aluminium frame which can be in a silver anodised finish or powder coated to any standard RAL colour



Mardome Ultra with Standard Kerb Cross Section

dome you need for your application.

- Kerb and fixing options
- Solar control and privacy glazing
- Accessories

Please refer to the Mardome Trade and Ultra Product Selector on pages 10-15 to guide you step-by-step to choosing the best options for your project.

mardome*ultra*
Dome Rooflights

mardome
Dome Rooflights


Mardome Trade and Ultra Product Builder

This product builder will assist you choose the correct options to ensure your Mardome Trade and Ultra rooflights meet the specification for your application. All Mardome Trade and Ultra variants are available for both new build and refurbishment projects.

Step 1 Choose a model:



Step 2 Shape and standard size options



Shapes

All variants of Mardome Trade and Ultra are available with the contemporary, low rise dome or low rise pyramid shaped glazing unit.

Standard sizes

A range of standard sizes is available as shown in the table below. **It's important to read the information in Step 3 to accurately measure rooflight and kerb size, if applicable, for your project.**

Standard Dome / Kerb Sizes and Daylight Area Table

Nominal Dome / Kerb Size mm	Daylight Area m ²	Nominal Dome / Kerb Size mm	Daylight Area m ²	Nominal Dome / Kerb Size mm	Daylight Area m ²	Nominal Dome / Kerb Size mm	Daylight Area m ²
450 x 450	0.09	1050 x 600	0.41	1350 x 1050	1.08	1650 x 1050	1.35
600 x 600	0.20	1050 x 750	0.54	1350 x 1350	1.44	1650 x 1650	2.25
750 x 600	0.27	1050 x 1050	0.81	1500 x 600	0.60	1800 x 600	0.74
750 x 750	0.36	1200 x 600	0.47	1500 x 900	1.01	1800 x 900	1.23
900 x 600	0.33	1200 x 900	0.78	1500 x 1050	1.21	1800 x 1200	1.73
900 x 750	0.45	1200 x 1200	1.10	1500 x 1200	1.41	1800 x 1800	2.72
900 x 900	0.56	1350 x 750	0.72	1500 x 1500	1.82	2400 x 1200	2.36

Non-Standard Sizes

Bespoke dome rooflight sizes and kerbs are also available to match the exact size of any opening, however a price premium and a longer lead time will apply. The simplest option for non-standard sizes is to oversail the existing opening by selecting the next standard size up of rooflight and kerb if fitting to a Mardome kerb - see Step 3, Option 1; or if fitting to a builders upstand, next standard size up of rooflight with the kerb adapter – see Step 3, Option 2b.

Step 3 Kerb and fixing options

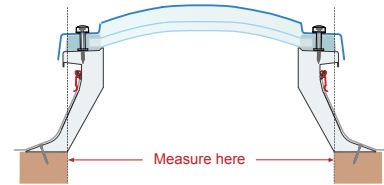
Each Mardome Trade or Ultra rooflight can be supplied with a Mardome kerb or to fit a builders upstand.

Option 1 Fitting to Mardome Kerb

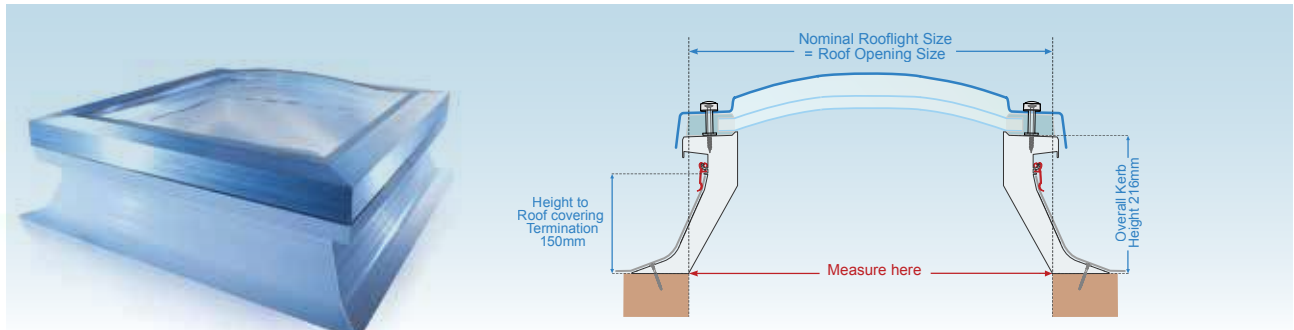
Important: When using the Mardome kerb option, nominal rooflight size should normally equal roof opening size.

Factory assembled Mardome kerbs in two height options, 216mm and 365mm, are available for projects with no existing upstand and in a range of sizes to match standard dome sizes. Made from white multiwall PVC, the kerb is extremely robust and has been designed to provide maximum insulation, whilst its steep sloped walls allow for a significantly larger glazing unit on top providing more daylight into the area beneath. All actuators on mains powered units are concealed within the kerb's walls giving a sleek and stylish internal look. The specially designed radiused base allows roof coverings to be applied to the kerb without the need for timber fillets, whilst an integral clamp holds roof coverings in place for complete weather tightness and a neat and tidy finish.

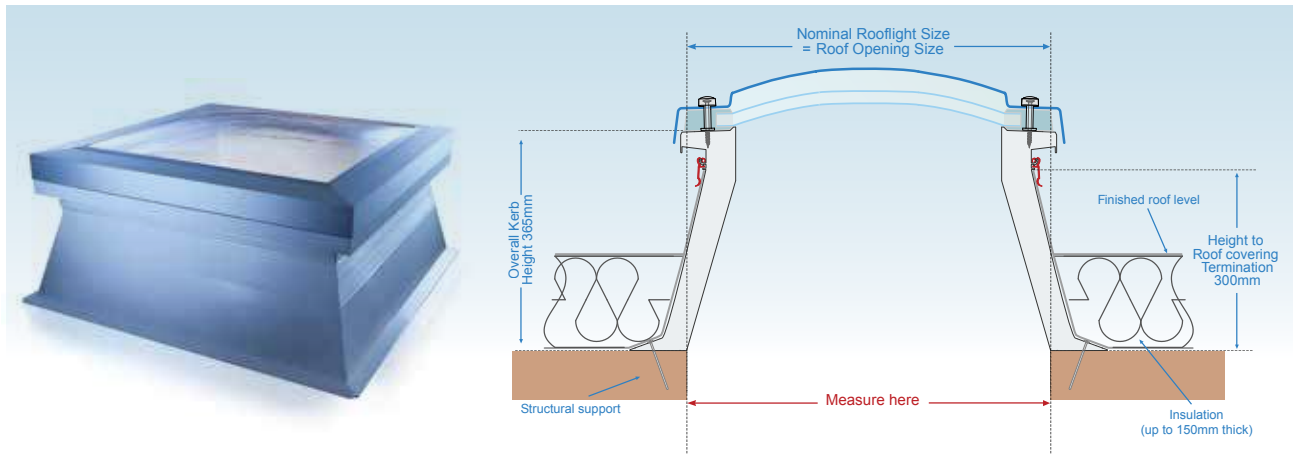
Measuring guidelines for fitting to Mardome kerb



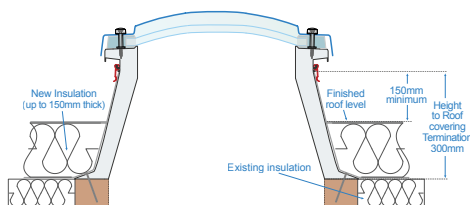
Option 1A - Mardome Standard Kerb



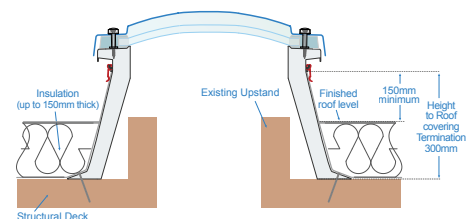
Option 1B - Mardome Tall Kerb



- Designed for use where the base of the kerb will be mounted below finished roof level.
- Ideal for refurbishment projects where insulation is being added on top of the existing roof and for tapered insulation projects.



Refurbishment - When insulation thickness is increased



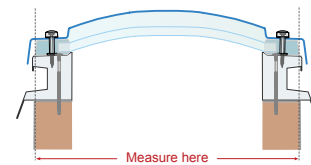
Refurbishment - Oversailing existing rooflight upstand

Option 2 Fitting to builders upstands

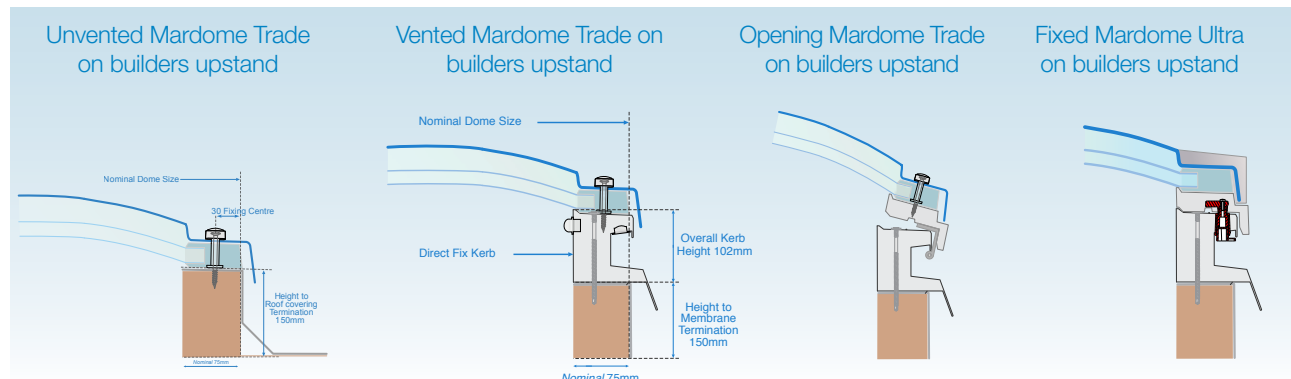
All Mardome Trade and Ultras can be fitted to builders upstands, provided by others, for both new build and refurbishment projects. It is recommended that the upstand measures at least 75mm wide.

Important: When using a builders upstand, nominal rooflight size should normally equal the external size of the upstand.

Measuring guidelines for fitting to builders upstand

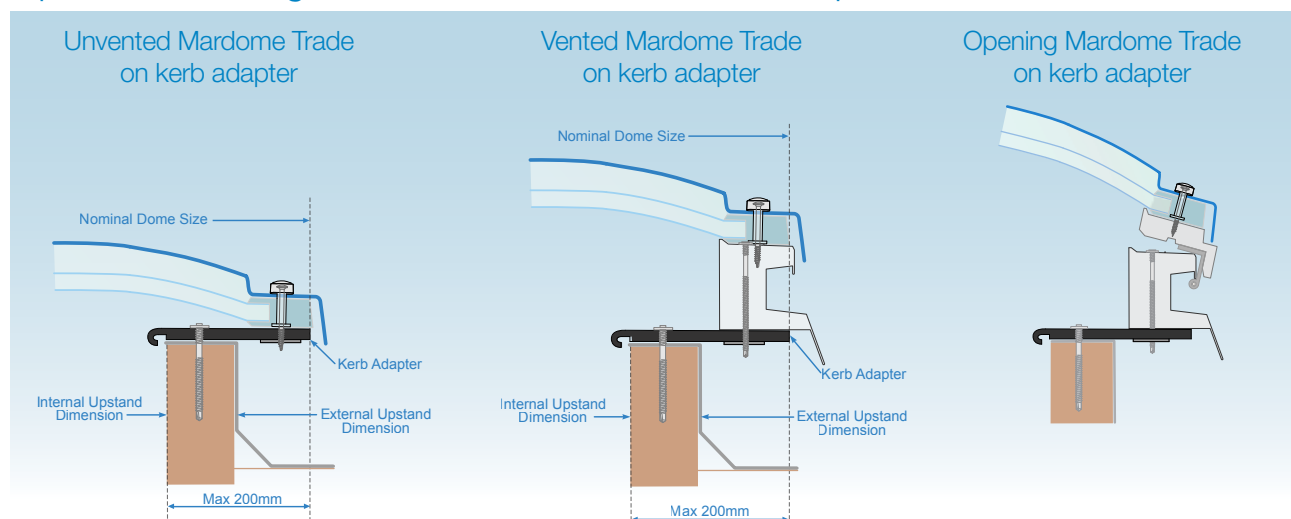


Option 2A - Fitting to standard sized builders upstands



An unvented Mardome Trade can be fitted directly to a builder's upstand. For vented or opening Mardome Trades and all Mardome Ultras, a direct fix kerb is supplied as standard to facilitate fixing to the builders upstand.

Option 2B - Fitting to non-standard sized builders upstands



If nominal rooflight size (roof opening + builders upstand width) is a non-standard dome size then a Mardome Kerb Adapter can be supplied to allow standard sized domes to be fitted. The kerb adapter extends up to 200mm from the internal upstand dimension to accommodate a larger dome size. An unvented Mardome Trade can be fitted directly from the kerb adapter. For vented Mardome Trades and all Mardome Ultras, the direct fix kerb, supplied as standard, fits directly on to the kerb adapter.

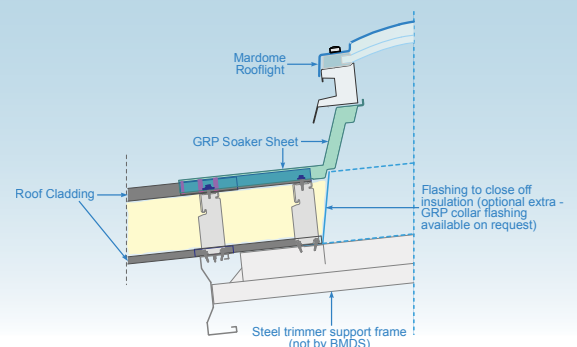
Option 3 Fitting to profiled metal roofs

Mardome Soaker

- Corrugated GRP unit with insulated upstand for fixing to most metal roofing profiles
- Available in 5 square sizes from 600x600 to 1200x1200
- Non-vented and non-opening domes fixed directly to soaker
- All vented and opening domes supplied with lower frame and fixed directly to soaker



Mardome Trade with Mardome soaker




Step 4 Glazing options - light transmission and thermal performance

A range of glazing options is available to achieve the required light transmission and thermal insulation whilst a glass glazing option can also improve aesthetics as well as acoustic performance.

Light Transmission

All Mardome rooflights are glazed with impact resistant Marlon FSX Longlife polycarbonate, which is 200 times stronger but less than half the weight of glass. Featuring dual sided UV protection, Marlon FSX prevents up to 98% of damaging UV radiation from penetrating the sheet, protecting occupants beneath the rooflight whilst also ensuring long-term weatherability. The outer skin is available in a choice of finishes, Clear, Textured, Opal and Bronze as shown in the table below.

Tint	Lighting Effect	Light Transmission (%) DIN 5036		
		Double Skin	Triple Skin	Quad Skin
Clear	High Visibility	85%	78%	72%
Textured	Privacy	78%	72%	66%
Bronze	Solar Control	39%	36%	33%
Opal	Diffused Light & Solar Control	35%	32%	30%



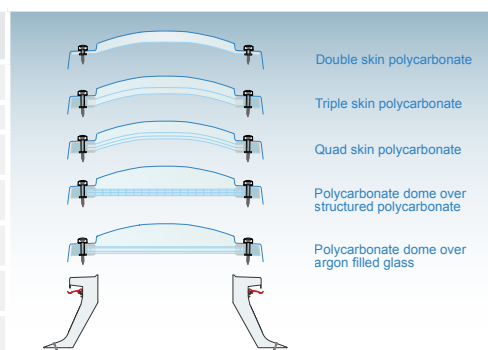
Clear	Textured	Opal	Bronze
<ul style="list-style-type: none"> Maximum light transmission Maximum clarity of vision of views and objects through the dome 	<ul style="list-style-type: none"> Combines privacy with high levels of light transmission Diffused daylight Impairs vision of views and objects through the dome 	<ul style="list-style-type: none"> Combines privacy with high levels of diffused light transmission Prevents solar glare and reduces solar heat gain Impairs vision of views and objects through the dome 	<ul style="list-style-type: none"> Reduces solar glare and heat gain Provides a lower light transmission

Thermal Insulation

In order to achieve the required degree of insulation Mardomes are available in single, double, triple and quadruple skin polycarbonate glazed units, with each offering progressively better insulation. Part L of the Building Regulations 2013 specify a worst case average U-value for the rooflight area of 2.2W/m²K and Brett Martin Daylight Systems recommends installing at least triple skin glazing to ensure compliance in both new build and refurbishment applications. Mardome Trade and Ultra triple skin rooflights have a centre-pane U-value* of 1.8 W/m²K and a U_a-value# between 1.25 and 1.51 W/m²K depending on dome size.

Further options to improve thermal insulation are available offering a U_a-value as low as 0.96 W/m²K contributing to a more energy efficient building and assisting with BREEAM credits. A structured polycarbonate inner option improves insulation very cost effectively whilst an argon filled glass double glazed inner unit not only provides outstanding thermal insulation, but improved aesthetics and acoustic performance.

Thermal Efficiency			
	Centre Pane U-Value* (W/m ² K)	U _a -Value* (W/m ² K)	
		600x600mm	1200x2400mm
Double Skin Polycarbonate	2.7	1.54	2.09
Triple Skin Polycarbonate	1.8	1.25	1.51
Quad Skin Polycarbonate	1.4	1.12	1.25
Structured Polycarbonate Inner Glazing	1.2	1.06	1.13
Argon Filled Glass Inner Glazing~	0.9	0.96	



*Centre pane U-value is a measure of the thermal efficiency of the glazing type.

#U_a-value is a measure of the thermal efficiency of the whole rooflight (calculated in accordance with NARM Technical Document NTD2).

~ Glass glazing option is not available with the access hatch option and limits other opening options depending on size – see Step 7.

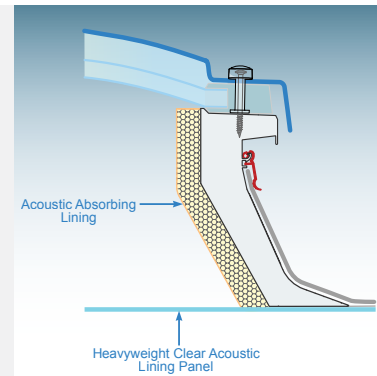
TECHNICAL SUPPORT: Further advice on Part L work is available from Brett Martin Daylight Systems' Technical Department.

Step 5 Acoustic options

For applications where acoustic performance is particularly important the Mardome acoustic pack is an option. The acoustic pack is not available with opening or vented products, but is suitable for use with all other variants and has a positive contribution on acoustic attenuation levels and rain penetration noise and can assist in achieving BREEAM credits.

For a triple skin polycarbonate glazed Mardome Trade rain noise penetration tests give a reading of $LiA = 62\text{dB}$; when the acoustic pack is added this reduces transmission of rain noise by approximately two-thirds to 47dB (a reduction of 15dB , when every 10dB represents a halving of noise levels).

Note: An alternative to the acoustic pack is to specify a dome with the argon filled double glazed glass inner option. This gives acoustic performance of $LiA=54\text{dB}$ – so 8dB better than a triple skin polycarbonate dome. Whilst not as effective as the Acoustic Pack, this option is available in conjunction with ventilation, and in some opening options, if required.



Step 6 Ventilation options

It's important to balance the thermal requirements of Part L with those relating to adequate air ventilation, covered by Part F of the Building Regulations, to control internal room temperature and maintain a comfortable indoor environment for building occupants and reducing the risk of mould growth from condensation build up. See further notes on condensation on page 23.

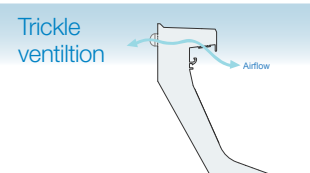
Mardome Trade and Ultra offer a range of ventilation options to meet all requirements in domestic and commercial buildings, from minimal air circulation through to purge ventilation and high extraction of airborne moisture and pollutants.

Background ventilation

All variants of Mardome Trade and Ultra can be specified with integral trickle ventilation, with an option of either “hit-and-miss” which can be manually opened and closed or automatic humidity controlled which automatically open the vents when humidity beneath the rooflight increases to a given level.

Mardome trickle vents meet the requirements of BS EN 13141 Part 1 2004 for air flow, air leakage and weather tightness. The vents are incorporated discreetly within the Mardome kerb or into a direct fix kerb adapter which is supplied as standard with any ventilated Mardome fitted to a builders upstand.

Ventilation Type	Description	Rating
Trickle Ventilation (Hit and Miss)	Manually operated trickle ventilation provides background ventilation to the interior.	Provides 8400mm^2 Equivalent Area ventilation
Automatic Humidity Controlled Trickle Vent	Humidity controlled trickle ventilation is sensor controlled to open and close in response to room humidity levels.	Provides 7822mm^2 Equivalent Area ventilation and provides superior protection against condensation



Purge Ventilation

Adequate purge ventilation may be achieved by specifying manual or powered opening Mardome units. Please see Step 7

High extraction ventilation

Mardome Trade and Ultra can also be specified with mechanical extraction ventilation to remove airborne moisture and pollutants from bathrooms, kitchens and working areas. Keeping with Mardome's sleek looks the powered ventilation component has been integrated into the kerb with minimal obstruction and perfectly complements Mardome's streamlined internal styling. Depending on the level of ventilation required, up to 4 fans can be fitted into the kerb on non-opening domes. Featuring single or double speed options, the ventilation units are controlled by wall switch and single speed fans can be fitted with a humidistat for automatic ventilation once humidity reaches a given level.

This high extraction ventilation option is only available on non-opening dome sizes 750×600 up to 2400×1200 and cannot be used in conjunction with the acoustic pack.

No of Fans	Speeds	Standard Control Method	Optional Control Method	Extract rate (m^3/h @ 0Pa)	
				HIGH	LOW
1	High	On / off switch	Humidistat	220	-
1	High & Low	3 position switch (High / low / off)	-	220	50
2	High	On / off switch	Humidistat	440	-
2	High & Low	3 position switch (High / low / off)	-	440	110
3	High	On / off switch	Humidistat	660	-
4	High	On / off switch	Humidistat	880	-



Step 7 Opening options

Mardome Trade and Ultra can be supplied with a range of manual, electrically operated and solar powered opening options as well as access hatches. All opening options are available for both Mardome kerb or builders kerb options and in conjunction with trickle ventilation.

Opening Type	Description	Opening Limits
Manual Opening	Hinged opening dome which is operated manually via a worm gear drive with an extension pole.	300mm nominal
Mains Powered Opening (PCD)	Powered opening dome with completely concealed actuators, switch operated.	300mm nominal
Mains Powered Opening with Remote Control (PCR)	Powered opening dome which is opened and closed using a remote control (included)	300mm nominal
Sensor Controlled Mains Powered Opening (PCS)	Powered opening dome with remote control operation (included) and rain sensors for automatic closure in inclement weather.	300mm nominal
Solar Powered Opening with remote control or wireless sensor control	Solar powered opening with solar panel and actuators.	250mm nominal
Access Hatch	To gain entry to a roof for maintenance or as an emergency exit. Unit held open by two gas struts.	90 degree nominal

The solar powered opening option is ideal where energy conservation is important or for refurbishment projects since no electrical installation is required. Depending on the size of the dome, single or tandem opening actuators are factory fitted to the kerb and strategically positioned to absorb the sun's rays.



Mardome Trade and Ultra Opening Options

Nominal dome size Internal dimensions (mm)	Manual opening	Mains Powered opening (PCD, PCR & PCS)	Solar Powered Opening	Access hatch
600 x 600	✓	✓	✓*	x
750 x 600	✓	✓	✓*	x
750 x 750	✓	✓	✓*	x
900 x 600	✓	✓	✓*	x
900 x 750	✓	✓	✓*	x
900 x 900	✓	✓	✓*	✓*
1050 x 600	✓	✓	✓*	x
1050 x 750	✓	✓	✓*	x
1050 x 1050	✓	✓	✓*	✓*
1200 x 600	✓	✓	✓*	x
1200 x 900	✓	✓	✓*	✓*
1200 x 1200	✓*	✓	✓*	✓*
1350 x 750	✓	✓	✓*	x
1350 x 1050	✓	✓	✓*	✓*
1350 x 1350	✓*	✓	✓*	✓*
1500 x 600	✓	✓	✓*	x
1500 x 900	✓*	✓	✓*	✓*
1500 x 1050	✓*	✓	✓*	✓*
1500 x 1200	✓*	✓	✓*	x
1500 x 1500	✓*	✓	✓*	x
1650 x 1050	✓*	✓	✓*	x
1650 x 1650	✓*	✓	✓*	x
1800 x 600	✓*	✓	✓*	x
1800 x 900	✓*	✓	✓*	✓*
1800 x 1200	✓*	✓*	✓*	x
1800 x 1800	✓*	✓*	✓*	x
2400 x 1200	✓*	✓*	✓*	x

*Not available with double glazed glass inner pane glazing option due to weight restrictions.

Step 8 Accessory options

Security grille	Powered Pleated blinds	Manual opening pole
Steel security grille in white powder coated finish to suit dome size	Range of powered pleated blinds to suit dome size	Opening pole, extendable to 3m, for manual opening domes
		

Mardome Glass

Architectural Specification



Mardome Glass has been intelligently designed to combine contemporary styling with exceptional thermal performance and regulatory compliance. Featuring an ultra-modern flat glass design this sophisticated rooflight sets the standard in flat glass rooflights and ensures the ultimate in daylight and thermal performance whilst delivering the very best standards in security and safety.

- Maximum daylight for light, bright interior spaces
- Highly thermally efficient double glazed unit
- Contemporary flat glass design with stylish silver anodised aluminium frame
- All cabling and actuators on mains powered opening variants concealed within kerb for a tidy unobstructed internal lightwell
- Excellent acoustic performance
- Choice of opening, ventilation, kerb and fixing options
- Meets industry standards for safety and security

Mardome Glass Standard Sizes	
Nominal dome size internal dimensions (mm)	
	600 x 600
	750 x 750
	900 x 600
	900 x 900
	1050 x 1050
	1200 x 600
	1200 x 900
	1200 x 1200

For further details on Mardome Glass, please download the Mardome Glass brochure at www.brettmartin.com.



Key Features



Architectural double glazed flat glass rooflight
Silver anodised frame which may be powder coated
Meets CWCT standard for non-fragility of overhead glass

1.4 W/m²K centre pane U value¹
U_d value² of 1.25 W/m²K for the developed rooflight
Noise reduction of 39 dB



Powered opening options



Standard or tall PVC kerb and direct fix kerb options
Ventilation and opening options when supplied with kerb

Mardome Glass Configuration



Mardome Glass on Builder's Upstand - Unventilated Non-Opening



Mardome Glass on a Builder's Upstand - Opening/Ventilated



Mardome Glass Standard Kerb



Mardome Glass Tall Kerb

¹Centre pane U-value is a measure of the thermal efficiency of the glazing type.

²U_d-value is a measure of the thermal efficiency of the whole rooflight (calculated in accordance with NARM Technical Document NTD2).

TECHNICAL SUPPORT: Further advice on any aspect of Mardome Glass is available from Brett Martin Daylight Systems' Technical Department.



A range of Mardomes, for when
the job's a little less ordinary

Mardome Reflex

Glazing Only



mardomereflex
Dome Rooflights



Mardome Reflex is a glazing only unit designed specifically for refurbishment projects where the glazing only needs to be replaced. The unit is supplied with a fixing kit including weathertight washers and cover plugs. Manufactured from Marlon FSX Longlife polycarbonate, this glazing unit is up to 200 times stronger than glass. The high resistance to breakage and adverse weather conditions means Mardome Reflex is very safe and reliable.

- Dome or pyramid option
- Can be mechanically fixed to existing kerbs
- Single, double and triple skin units available
- Available with standard 70mm or 100mm wide flange options to accommodate varying upstand sizes

Mardome Reflex		
Nominal dome size internal dimensions (mm)	Shape	24 hr delivery range
450 x 450	D	✓
600 x 600	D,P	✓
750 x 600	D,P	✗
750 x 750	D,P	✓
900 x 600	D,P	✓
900 x 750	D,P	✗
900 x 900	D,P	✓
1050 x 600	D,P	✗
1050 x 750	D,P	✗
1050 x 1050	D,P	✓
1200 x 600	D,P	✓
1200 x 900	D,P	✓
1200 x 1200	D,P	✓
1350 x 750	D,P	✗
1350 x 1050	D,P	✗
1350 x 1350	D,P	✗
1500 x 600	D,P	✗
1500 x 900	D,P	✗
1500 x 1050	D,P	✗
1500 x 1200	D,P	✗
1500 x 1500	D,P	✗
1650 x 1050	D,P	✗
1650 x 1650	D,P	✗
1800 x 600	D	✗
1800 x 900	D	✗
1800 x 1200	D	✗
1800 x 1800	D	✗
2400 x 1200	D	✗



A range of Mardome Reflex rooflights in 9 sizes is available for next day delivery if the order is placed by 12 noon meaning quick delivery and the potential to avoid unnecessary and inconvenient delays on site.

Terms & conditions apply. Download the Mardome Next Day Delivery flyer at www.mardomerooflights.com

D: Dome P: Pyramid

mardome
Dome Rooflights

Mardome Circular

Circular Dome



mardome*circular*
Dome Rooflights

Mardome Circular, as its name suggests is our round glazing unit which is specified for its distinct styling and character. It is available as a glazing only option or complete with a strong and robust GRP kerb.

- Circular dome option
- Robust and weatherable GRP kerb
- Double and triple skin units available
- Non-opening and non-venting



Mardome Circular

Nominal dome size internal dimensions
(diameter mm)

600

750

900

1050

1200

1350

1500

1800

Access Hatches



Access Hatches

The flexibility to tailor Mardome Trade and Ultra rooflights means an access hatch can be specified as the opening option providing safe, easy access to roof spaces for roof maintenance and other utility purposes or to open up roof spaces for terraces or roof gardens.

The Mardome Trade and Ultra access hatch rooflights feature internal opening mechanisms, hinged dome unit and, gas springs to facilitate a 90° opening and units come complete and ready to fit. When in the open position, the opened dome unit is supported by the gas struts.

Other options allow the Mardome access hatch to be configured to meet a range of specification needs including insulation, security and light transmission and installer requirements for supplying the right kerb option to meet installation requirements on site.

The step by step product selector on pages 10 to 15 will assist you meet your specification requirements.

Brett Martin Daylight Systems also supplies a range of aluminium and glass flush top access hatches in a range of sizes and options - please call 024 7660 2022 for details.

Mardome Trade and Ultra Access Hatches
Nominal dome size internal dimensions (mm)
900 x 900
1050 x 1050
1200 x 900
1200 x 1200
1350 x 1050
1350 x 1350
1500 x 900
1500 x 1050
1800 x 900



With a dedicated Sales Team and expert Technical Advisors Brett Martin Daylight Systems will help you choose the most suitable Mardome options to meet project needs and satisfy industry and regulatory requirements

Additional Support Information

Environmental Impact

All Mardome dome rooflights are manufactured at Brett Martin's Coventry site which has ISO 14001 accreditation and the polycarbonate glazing is manufactured at Brett Martin's Mallusk site where a wind turbine helps reduce the impact on the environment as well as reducing energy costs.

Mardome rooflights can assist buildings meet their CO₂ emissions targets as set out in Part L of the Building Regulations 2013 (England & Wales) especially when combined with artificial lighting controls to turn the artificial lighting down or off when there is adequate daylight levels.



Industry Accreditations

Mardome dome rooflights have full BBA accreditation - Certificate No. 06/4385 can be downloaded from the website www.brettmartin.com or by contacting the Technical department.



Mardome Guarantee

Mardome dome rooflights come with a comprehensive 20 year performance guarantee.



Non-Fragility

All Mardome dome rooflights achieve Class B non-fragility in accordance with ACR[M]001 providing safe, robust products which are resilient to impact and accidental damage.

Weatherability

Fully weathertight, the Mardome range is designed to comply with the requirements of BS EN 1873:2005 ensuring reliable all weather performance.

Fire Performance

All Mardomes are fully compliant with the fire requirements in the Building Regulations Approved Document B (for England & Wales) which sets out rules for fire safety to British (BS476) and European fire classification Class B-s1, d0 to BS EN 13501 Part 1.

Condensation

Condensation is dependent on the temperature of the inner skin of the Mardome unit and the temperature and humidity of the air inside the building. Triple and quadruple glazed Mardome Trade and Ultras incorporate a unique glazing cassette to eliminate cold spots and reduce the risk of condensation. The Mardome BBA certificates show the temperature factor for a triple skin Mardome Trade rooflight is 0.65 and for a triple skin Mardome Ultra rooflight is 0.67 making them suitable for use in all applications up to and including high humidity (class 4) applications. For extremely high humidity (class 5) applications such as laundries and swimming pools, consult Brett Martin Daylight Systems. Adequate ventilation should be considered when specifying Mardome rooflights to reduce or eliminate the risk of condensation forming on an internal surface and specified to meet the requirements of the building or room over which the Mardome is installed.

CE Marking

All Mardomes comply fully with BS EN 1873:2005 and are CE marked accordingly, with a Declaration of Performance available.

Installation

Mardome installation technical bulletins are available to download from the website at www.mardomerooflights.com providing details of installation recommendations.

Delivery

Brett Martin can arrange nationwide delivery of your Mardome rooflights to your address or directly to site. Each Mardome is packaged in specially designed robust cardboard packaging or special pallets to protect the domes during transport.



Daylight Systems

UK and Ireland Sales Enquiries

Brett Martin Daylight Systems Ltd,
Sandford Close,
Aldermans Green Industrial Estate,
Coventry, West Midlands CV2 2QU
Tel: +44 (0) 24 7660 2022
Fax: +44 (0) 24 7660 2745
Email: daylight@brettmartin.com

For the latest information
visit the company's website:
www.brettmartin.com

DOWNLOAD
OUR FREE APP



All reasonable care has been taken in the compilation of the information contained within this literature. All recommendations on the use of our products are made without guarantee as conditions of use are beyond the control of Brett Martin. It is the customer's responsibility to ensure that the product is fit for its intended purpose and that the actual conditions of use are suitable. Brett Martin pursues a policy of continuous product development and reserves the right to amend specifications without prior notice.